

Year One - Home Learning

w/c: 08.06.20

Dear Year 1,

We hope you've had another successful week learning at home and enjoyed some of the activities we gave you?! We are all still really enjoying seeing what you are up to and being able to speak to you a little bit on Seesaw so keep posting!!

This week is a bit different for the home learning packs... when you go onto Seesaw, you will see a new folder titled 'Home learning w.c. 8th June'. In there you will find 3 Maths videos and 3 English videos made for you by us to help you with some of the activities! Look out for which one you need to watch to go with the activity in the pack! We really hope this helps you understand things a little bit better and that you enjoy them. Make sure not to post your own learning activities in this folder!

This week we'll be:

- Counting in multiples and groups of numbers in Math's
- Exploring poetry in English
- Doing some silly dictations for handwriting
- Practising our portrait skills on other people
- Labelling the parts of the body
- Being creative with recycling
- Improving our skills in PE

We know that this is a really difficult time for lots of people still and that it's so important to support our children in any way we can, especially at times like this. Ginny has been working hard the last few weeks, not only for school but also in her own time! She has created an amazing website www.courageouscubs.co.uk which gives practical advice on emotional intelligence and how to help develop courageous children that are resilient and brave. Please have a look!

Remember we are here if you need us!

Warmly,

Ginny, Joseph and Martine

Contents

Phonics	3-8
Reading.....	9
Maths.....	10-20
English.....	21-28
Handwriting.....	29-32
Art	33
Science & P.S.H.E.	34
Topic & Computing.....	35
P.E.....	36
Useful Websites.....	37

Phase 2 Sounds



Phase 3 Sounds



Phase 5 Sounds



Activity 1

Use the PhonicsPlay website to play games to practise your phonics: <https://new.phonicsplay.co.uk/>.

a) Visit the website and use the login details below:

Username: march20

Password: home

b) Select 'Resources'



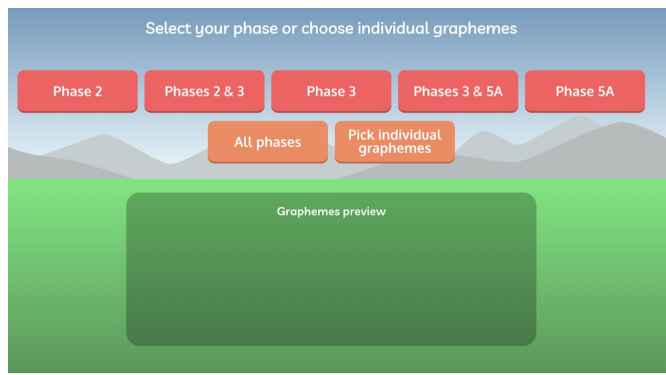
c) Select 'Flash Cards Speed Trial'



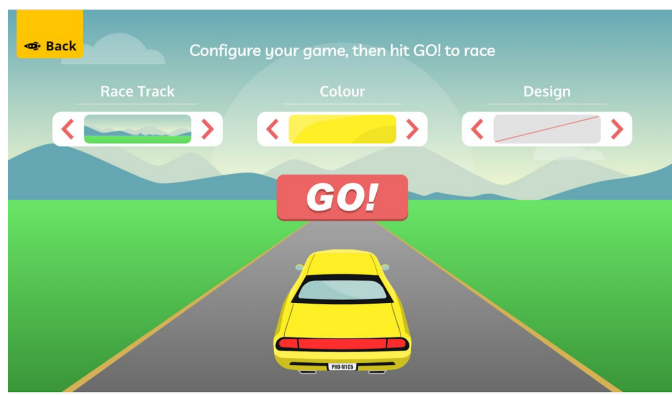
d) Select the correct phase

Joseph's group: Phases 2 & 3

Luke's, Martine's and Ginny's group: Phases 3 & 5a



e) Choose the design of your car and press GO... remember to say the sounds out loud!



Activity 2

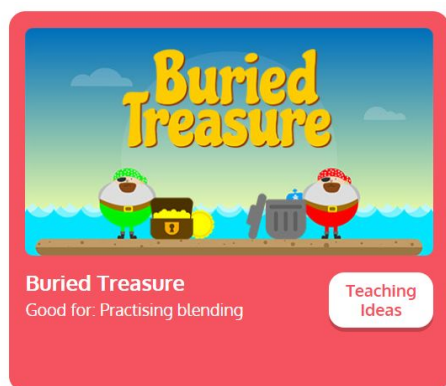
Use the PhonicsPlay website to play games to practise your phonics.

a) Visit the website (see Activity 1)

b) Select 'Resources'



c) Click on 'Buried Treasure'

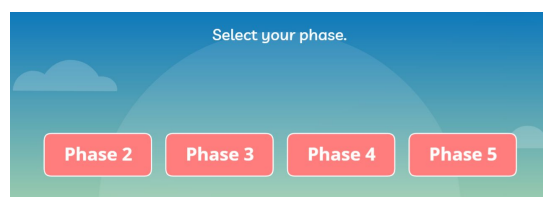


d) Choose your phase:

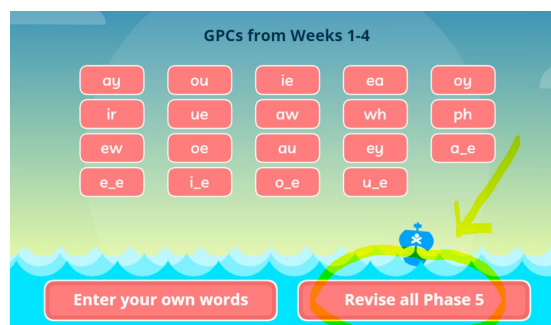
Joseph's group: Phases 2 & 3

Luke's group: Phases 3 & 5a

Martine's and Ginny's group: Phase 5a



e) Choose 'Revise all'



Activity 3

Put sound buttons on the words for your group and read the words out loud, be careful, some of them are not real words...

Ginny and Martine's group: Do the phoneme spotter story (underneath the table) and write some of the words with the /ay/ sound into the table yourself, with sound buttons! Can you answer the **questions** too?

Single sounds:	j a m • • •
Digraphs :	c h i p — • •
Trigraphs :	h a i r • —
Split digraph:	s n a k e • • —



Joseph's group	Luke's group	Martine's group	Ginny's group
mate	went		
deal	from		
loaf	children		
meek	little		
Nike	just		
lark	said		
bite	help		
kite	word		

Phoneme Spotter Stories

Claire and Sarah were sisters. Their mum said they were a right pair and that they made her pull out her hair! But she also said she was happy that they shared all their ideas and really cared for each other.

Claire and Sarah liked to make a lair out of the sofa cushions and a blanket. They pretended that the stairs were a mountain and that they were daring explorers climbing it to find a rare animal – the golden hare! The sisters said the chairs were a bus and made their mum pay a fare to sit down. Next they made the front room into a hairdressing salon. Once they pretended they ran a fair which had a hot air balloon. Claire and Sarah were always thinking of new games to play and sometimes even gave each other dares!

Planes and Parachutes

Play in the same way as snakes and ladders.
Land at the bottom of the  go up. Land at
the top of the  go down.

Finish	ow	or	ure	ur	ar	oo	oa
oo	or	ow	ear	ure	ai	ee	igh
igh	ai	th	ch	zz	y	w	j
ng	ee	oa	ar	ur	oi	air	er
sh	qu	z	x	v	er	ure	air
oa	oo	ar	or	ur	ow	oi	ear
igh	ee	ai	ng	th	sh	ch	qu
Start	j	v	w	x	y	z	zz

Activity 5

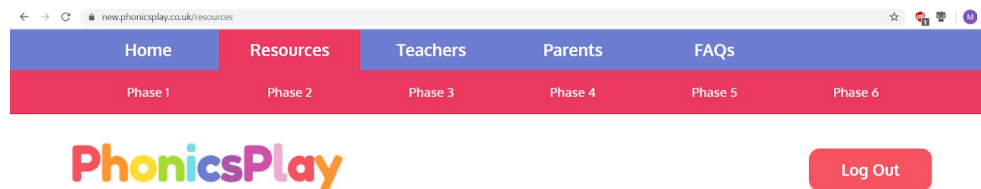
Use the PhonicsPlay website to play games to practise your phonics.

a) Visit the website and use the login details to enter (see Activity 1)

b) Select 'Resources'



c) Select the phase you are working on (Joseph's group phase 2 or 3, Luke's group phase 3 or 5, Martine and Ginny's group phase 5)



d) Play any game you like in your phase! Have fun!

Reading

Choose an activity to do every day about the book you are reading.

Write a question for the main character



Draw the characters and label



Draw your favourite part of the story, write a caption



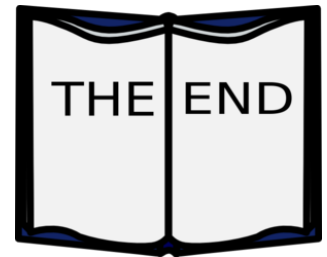
List all the adjectives you find




Make a comic strip retelling the story




Change the ending



Write a letter to the author



Make a new book cover



Pick a word and list rhyming words



Make a list of facts you learned



Write a blurb for the book



Draw the setting



Maths

This week's focus in maths is counting in multiples of 2, 5 and 10 and grouping numbers. Some activities have colour coded mini-challenges within them for you to try this week depending on how much you think you understand!

Red= "This is tricky for me to understand but I'm going to try my best."

Amber= "I sort of understand but I definitely need more practise."

Green= "I feel confident and I'm looking to challenge myself."

Purple= Super challenge- "I feel really confident and I'm going to challenge myself even more."

Feel free to complete all mini-activities or just one. REMEMBER, don't choose one because you find it easy- we are risk-takers at Hitherfield and we like to challenge ourselves the best we can!

Activity 1: Counting in 2s

Watch Martine's video (on Seesaw in the home learning folder) for activity 1.

Red challenge:

How many socks are there?



There are ____ socks in total.

How many gloves are there?



There are ____ gloves in total.

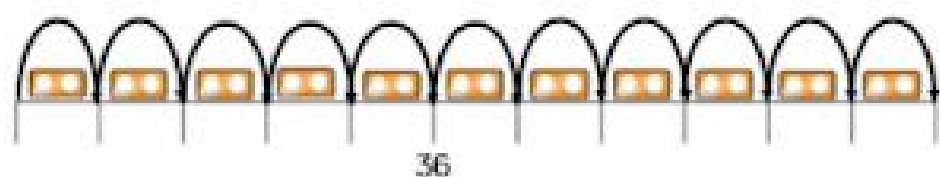
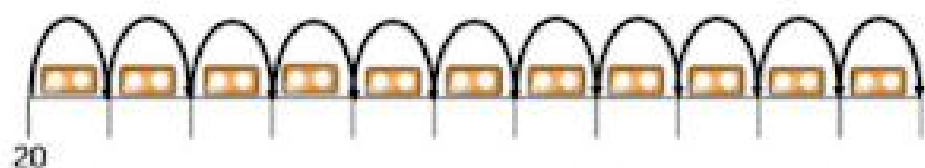
Amber challenge:

Continue counting in 2s on the grid.

1	2	3	4	5	6	7	8	9	10
11	12	13	14	15	16	17	18	19	20
21	22	23	24	25	26	27	28	29	30
31	32	33	34	35	36	37	38	39	40
41	42	43	44	45	46	47	48	49	50

Green challenge:

Complete the number lines by counting in 2s.



Purple challenge:

Jess thinks that if she continues counting in 2s, she will say the number 49



32, 34, 36,
38, 40, 42...

Do you agree?

Explain why.

Activity 2: Counting in 5s

Just like we did yesterday in the video for counting in 2s, have a go at counting in 5s. Repeat this a few times to feel confident!

Sing the song: <https://www.youtube.com/watch?v=EemjeA2Djjw>

Make up your own body movements to help you count in 5s, saying the number for action 5 outloud e.g.

1. Touch your head
2. Touch your shoulders
3. Touch your knees
4. Touch your nose
5. Clap (and say the number outloud)

Red challenge:

How many fish are there?



There are ___ fish in each tank.

There are ___ tanks.

There are ___ fish altogether.

How many grapes are there?



There are ___ grapes in each bunch.

There are ___ bunches.

There are ___ grapes altogether.

Amber challenge:

Complete the number lines by counting in 5s.



Green challenge:

Amy is making this flower pattern with counters.



Rachel says,



If you make 9 flowers,
you will use 43 counters.

Do you agree with Rachel?

Explain your answer.

Purple challenge:

Jenson counts the pencils in 5s.
He says he has 25 pencils.



0



5



10



15



20



25

Do you agree with Jenson?

Explain your answer.

Activity 3: Counting in 10s

Just like we did yesterday in the video for counting in 2s, have a go at counting in 5s. Repeat this a few times to feel confident!

Sing the song: <https://www.youtube.com/watch?v=Ftati8iGQcs>

Make up your own body movements to help you count in 10s (remember you need 10 different ones), saying the number for action 10 out loud

Red challenge:

- 1 How many birds are there altogether?



There are ____ birds in each tree.

There are ____ trees.

There are ____ birds altogether.

- 2 How many flowers are there altogether?



There are ____ flowers in each bunch.

There are ____ bunches.

There are ____ flowers altogether.

Amber challenge:

Jemima is counting in 10s on a hundred square.

1	2	3	4	5	6	7	8	9	10
11	12	13	14	15	16	17	18	19	20
21	22	23	24	25	26	27	28	29	30
31	32	33	34	35	36	37	38	39	40
41	42	43	44	45	46	47	48	49	50


She starts at 10

- Shade in all the numbers Jemima will say.
- What is the same about the numbers she says?

What is different about the numbers?

Green challenge:

Here are the grapes in a shop.



Max wants to buy forty grapes.

Are there enough grapes?

Purple challenge:

True or false.

“If I start at 0 and keep counting in 10s, I will eventually say 945.”

Explain your thinking.

Activity 4: Making equal groups

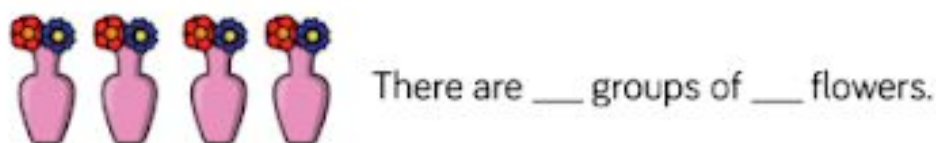
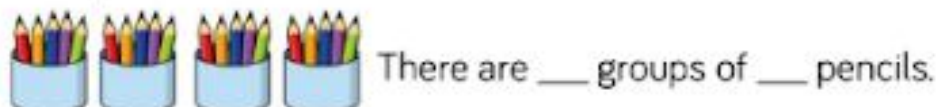
Watch Martine's video (on Seesaw in the home learning folder) for activity 4.

Red challenge:

Are the groups equal or unequal? Write a label for each.



Complete the sentences



Amber challenge:

Josh is drawing equal groups of 3




Complete his drawing.

Green challenge:

Farmer Hamilton and Farmer Connolly are making hay bundles.

Who made equal groups?



Purple challenge:

Use concrete materials or pictures to complete the questions.

Jemima has 4 equal groups.
Show me what Jemima's groups could look like.


Kim has 3 unequal groups.
Show me what Kim's groups could look like.

Activity 5: Adding equal groups (repeated addition)


Watch Martine's video (on Seesaw in the home learning folder) for activity 5.

Red challenge:

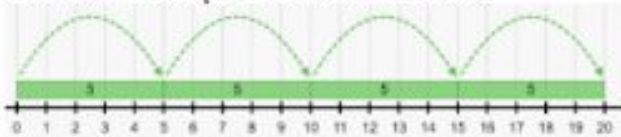

How many wheels altogether?


$$2 + 2 + 2 + 2 + 2 =$$

How many fingers altogether?


$$5 + 5 + 5 =$$

How many apples are there? Complete the sentences.


$$5 + 5 + 5 + 5 =$$


There are ____ apples.

There are ____ groups of ____ apples which is equivalent to ____

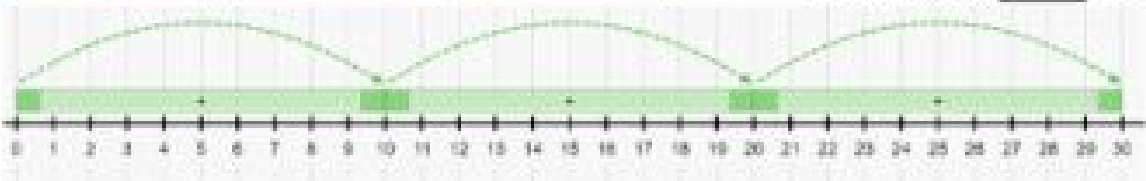
Amber challenge:

How many fish are there?

Complete the sentences and the number line.




$$+ + =$$

There are ____ fish.



Green challenge:

Tania and Suzie are making equal groups of bread.



We need one more group to make 40

Tania

We need 10 more to make 40



Suzie

Who do you agree with? Explain why.

Gavin is counting bananas.



$$3 + 5 = 8$$

Can you spot his mistake?

Purple challenge:

Tash and Jane have equal groups of either 2, 5 or 10.

Jane has 5 equal groups.

Tash has 3 equal groups.

Tash's total is more than Jane's total.

Each of their totals is less than 40.

What could they be counting in?

What could their totals be?

How many will be in each group?

Use equipment to help you.

Activity 1:

Learn and sing the song about your senses!

Sing a Song of Senses



We use our tongues to taste.
We use our tongues to taste.
We taste the flavours in our food.
We use our tongues to taste.



We use our ears to hear.
We use our ears to hear.
We hear noises loud and soft.
We use our ears to hear.



We use our eyes to see.
We use our eyes to see.
We see colours all around.
We use our eyes to see.



We use our noses to smell.
We use our noses to smell.
We smell flowers and perfume.
We use our noses to smell.




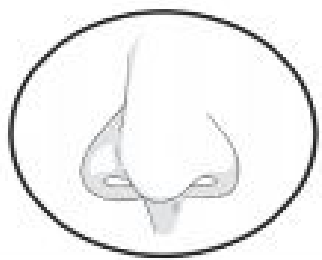



We use our hands to touch.
We use our hands to touch.
We touch things both smooth and rough.
We use our hands to touch.



Take a pen and paper out for a walk today (if you have a printer, you can use the template below). As you walk, mindfully notice what you see, smell, hear, taste and feel. Jot down your ideas!

My 5 Senses Field Walk

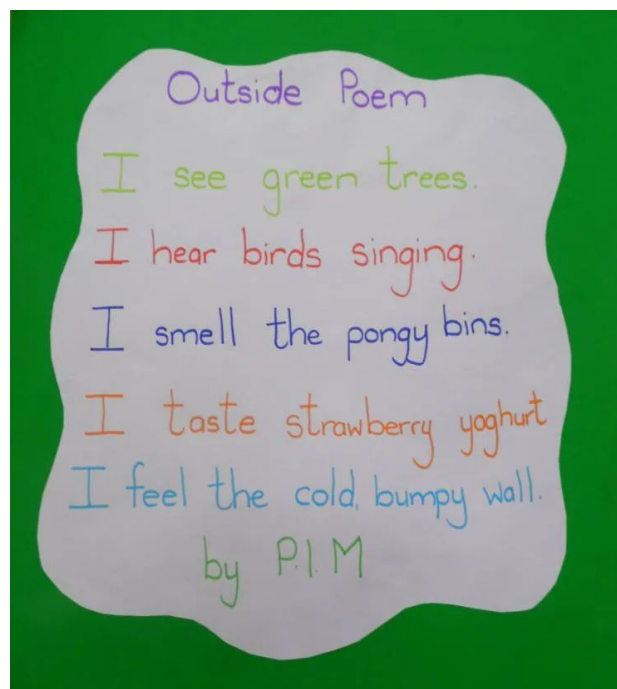
<p>I can see</p> 	
<p>I can hear</p> 	
<p>I can feel</p> 	
<p>I can smell</p> 	
<p>I can taste</p> 	

Activity 2:

***Watch Ginny's video for ENGLISH - Activity 2 Video**

Look at your notes from yesterday. We're going to write a 5 senses poem about our walk!

Read the poems below to help you get to know the language patterns.



Write your own 5 Senses poem!

'Outside' by _____

 I see _____ .

 I hear _____ .

 I smell _____ .

 I taste _____ .

 I feel _____ .

Activity 3:

***Watch Ginny's video for ENGLISH - Activity 3 Video**

Read and discuss these beautiful poems (from 'All the Wild Wonders: Poems of our Earth' by Wendy Cooling).

All the Wild Wonders

For you my sweet babe
I wish fish in the sea
Birds in the trees
Tigers in jungles
And all the wild wonders
All the wild wonders
For you my sweet babe


For you my sweet babe
I wish carpets of wildflowers
Beetles and butterflies
Bright birds of paradise
And all the wild beauty
All the wild beauty
For you my sweet babe

For you my sweet babe
I wish wind for the albatross
Clear flowing rivers
Forests of giants
And all the wild wonders
All the wild wonders
For you my sweet babe

For this wish to come true
We have much work to do
All the wild wonders
All the wild wonders
For you my sweet babe

Elizabeth Honey

Australia



Who am I?


The trees ask me,
And the sky,
And the sea asks me
Who am I?

The grass asks me,
And the sand,
And the rock asks me
Who I am.

The wind tells me
At nightfall,
And the ram tells me
Someone small.

Someone small
Someone small
*But a piece
of
it
all.*

Felice Holman
USA



Dreamer

I dreamt I was an ocean
and no one polluted me.

I dreamt I was a whale
and no hunters chased after me.

I dreamt I was the air
and nothing blackened me.

I dreamt I was a stream
and nobody poisoned me.

I dreamt I was an elephant
and nobody stole my ivory.

I dreamt I was a rainforest
and no one cut down my trees.

I dreamt I painted a smile
on the face of the earth
for all to see.

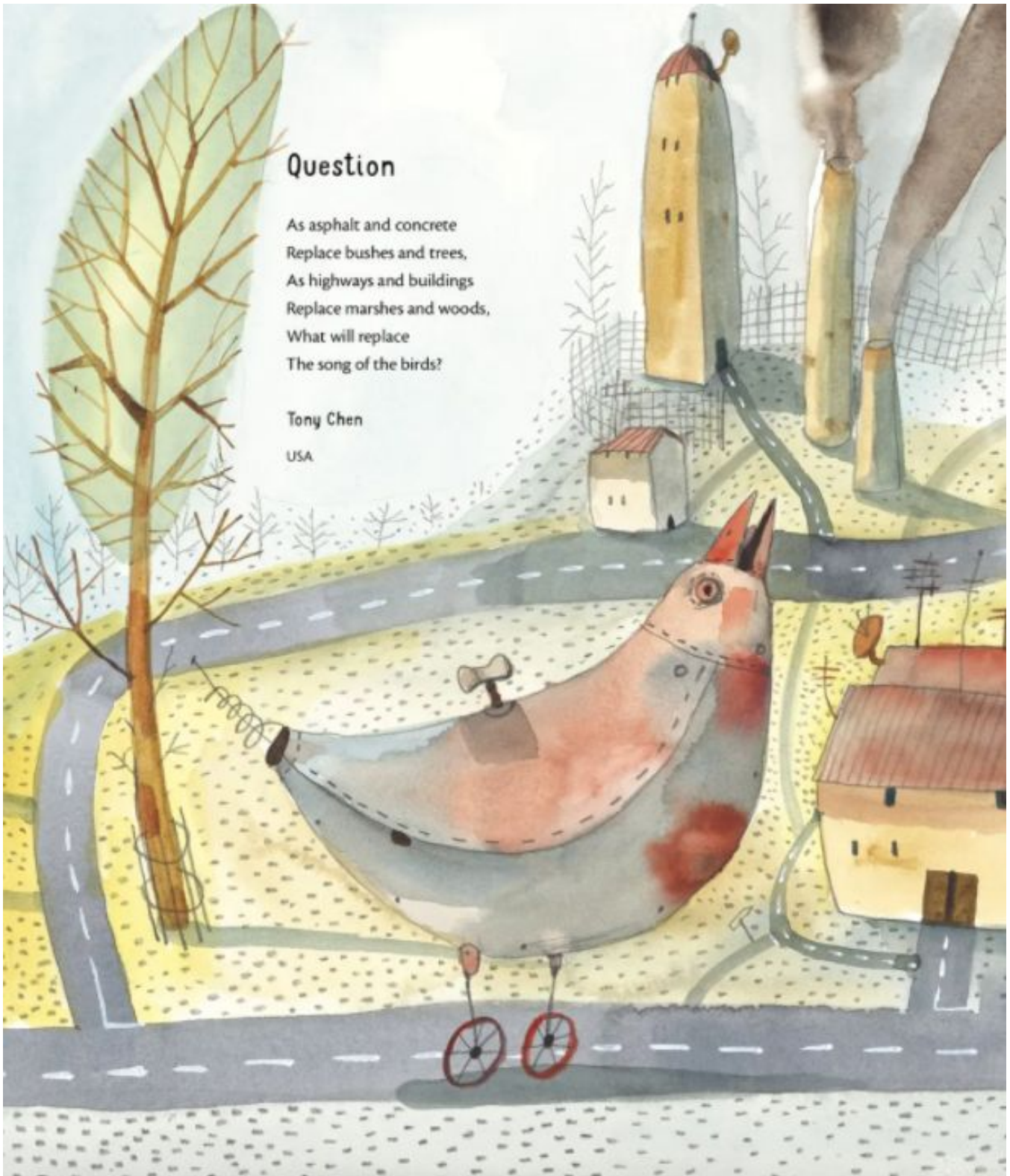
Brian Moses
England



Question

As asphalt and concrete
Replace bushes and trees,
As highways and buildings
Replace marshes and woods,
What will replace
The song of the birds?

Tony Chen
USA




Write which is your favourite poem, and why (using the conjunction 'because').

I liked this poem because _____ .

Activity 4:

Watch this video on climate change.

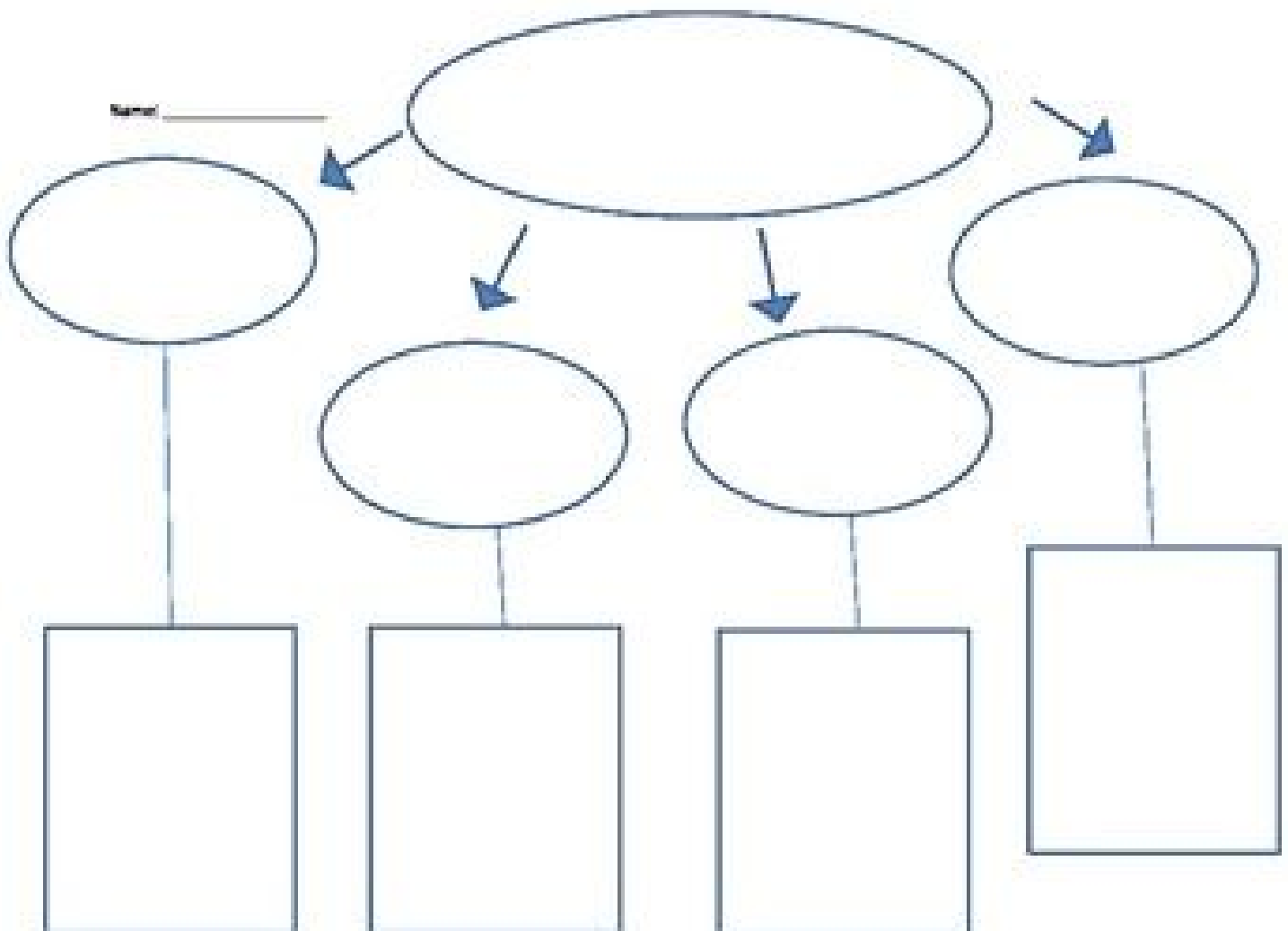
<https://www.youtube.com/watch?v=Sv7OHfpIRfU>



We are little. The world is big! What can we each do to help?

How can we make less WASTE and use less ENERGY?

Write down all your ideas! You can use the graphic organizer below to help you.



Activity 5:

Watch Ginny's video for ENGLISH - Activity 5 Video

Read the story '10 Things I Can Do to Help My World' with Ginny.

<https://www.youtube.com/watch?v=V7ykNJ1drhY>

Talk about the 10 things everyone can do!




Show what you know ANY way you like! (Some ideas below!)



Handwriting


Remember to warm up your hands before every writing session! Try these finger exercises:

<https://www.youtube.com/watch?v=o7U4jFs1jo4>

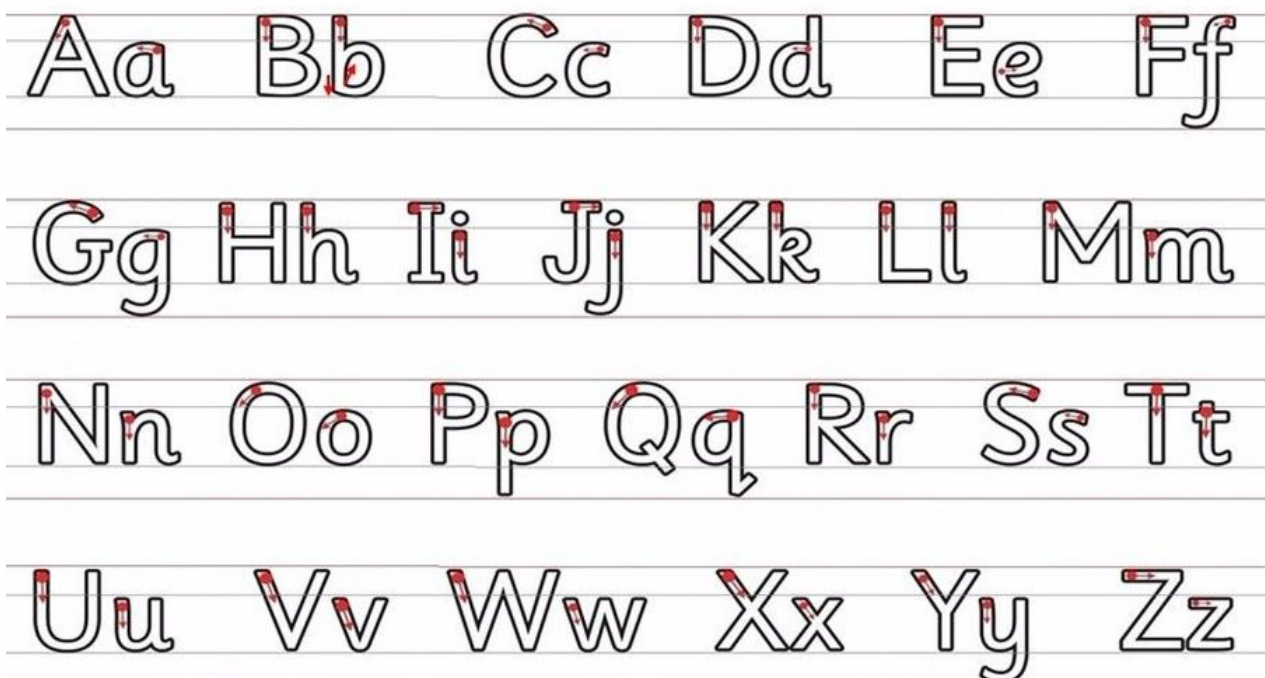


And check that you're using proper pencil grip:

<https://www.youtube.com/watch?v=VhtdJ4D0OtQ>



This is how we form the letters on the handwriting lines. Remember that the red dot is where you need to begin your letters!



List of Tricky Words

Phase 2

a	an	as	at	if	in
is	it	of	off	on	can
dad	had	back	and	get	big
him	his	not	got	up	mum
but	the	to	I	no	go
into					

Phase 3

will	that	this	then	them	with
see	for	now	down	look	too
he	she	we	me	be	was
you	they	all	are	my	her

Phase 4

went	it's	from	children	just	help
said	have	like	so	do	some
come	were	there	little	one	when
out	what				

Phase 5

don't	old	I'm	by	time	house
about	your	day	made	came	make
here	saw	very	put	oh	their
people	Mr	Mrs	looked	called	asked
could					

Activity 1

This week, we're practising dictation! This means writing down what someone else has said.

First, we're going to practise with some silly PHRASES!

Parents, please read these silly phrases out slowly & clearly for your child. Ask children to write each phrase down, using their phonic knowledge to spell the words (without looking at the sentence). Afterwards, help them underline the real and nonsense words using different colours!

Meek is merry zad
Reek not today
Bonza bolly bid

Activity 2

We're going to practise it again!

Repeat what you did yesterday, with these silly phrases!

I don't know what I know
a blue zag zigs
But a green zig zags

Activity 3

Now practise writing these SENTENCES (parents, please read them aloud for your child):

I love the weekend
Let's have a party.
Would you like to dance?

Activity 4

Look at your sentences from yesterday, and re-read them.

What do you LOVE about your writing? What have you done well? Can you spot any mistakes? Fix your mistakes and make your BEST sentence!

Activity 5

Choose three (3) tricky words to practise. Use this method to help learn the correct spellings:

Look 

Say 

Cover 

Write 

Check 

This week our focus in art will be portraits!

Last week some of you drew, painted and made incredible self-portraits! This week we'd like you to build on those skills to complete a portrait of someone else. You can make a portrait of anyone, all you will need is a picture of them. They might be a family member, a hero of yours or someone you admire!

Have another look at this video which shows you some ideas on how to do it!

<https://www.youtube.com/watch?v=IRp3sBQ-NFU>

Now it's your turn! Like the woman in the video, you can use a picture to look at as you draw. Use whatever you have at home and be as creative as you like! Here are some examples to inspire you...

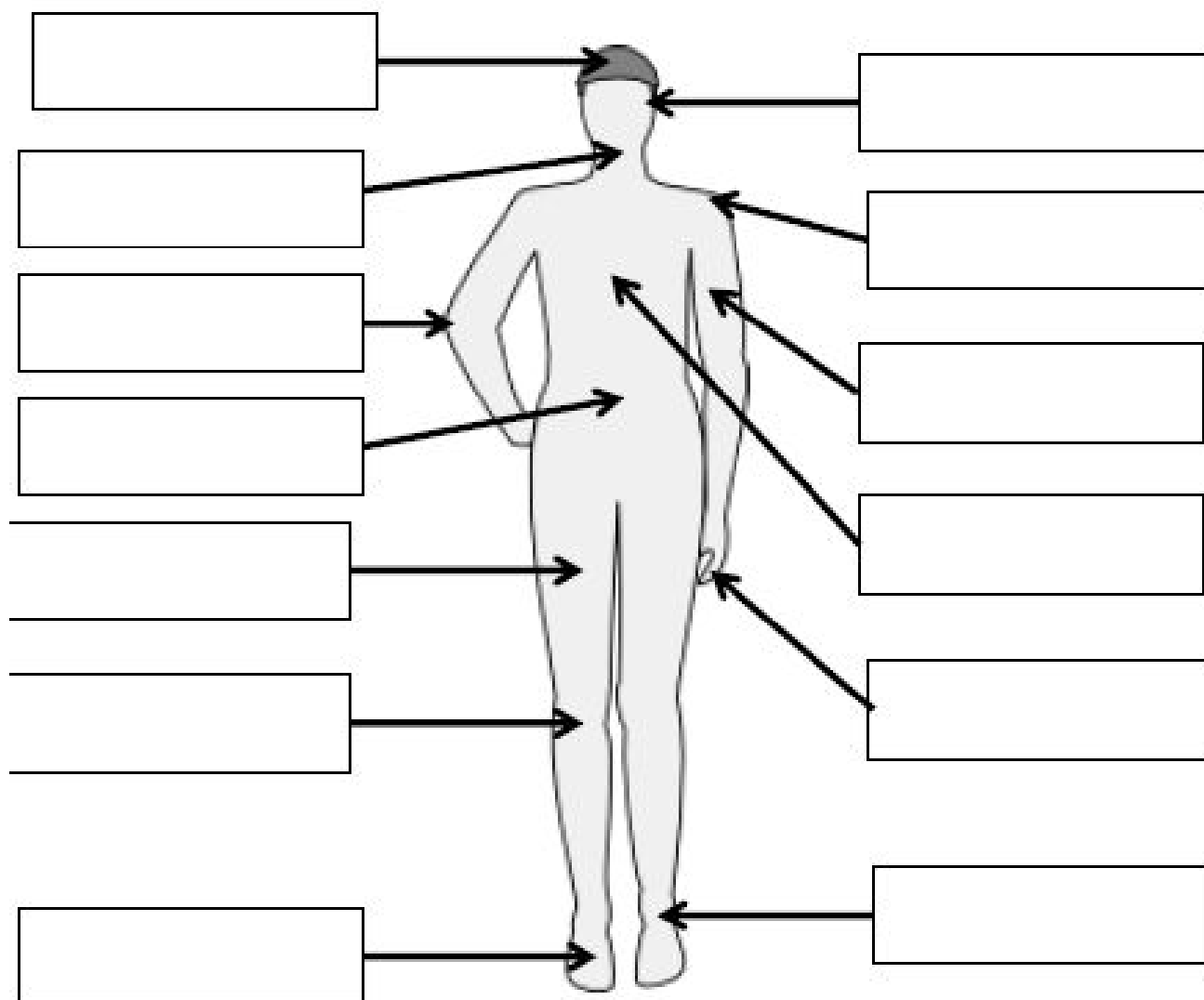


Science & PSHE

This week our focus will continue to be on the human body.

Know the parts of the body

elbow	stomach	foot	knee	ankle	hair
shoulder	head	neck	leg	arm	chest



Topics to discuss when completed. Do you think the figure is a boy and a girl? Why? What is different about boys' and girls' bodies?

Parents please ensure children know the correct anatomical names for their own body parts and that of the opposite sex. Eg penis, vagina, testicles etc

Topic

This week our focus will be recycling in the home.

This week we'd like to challenge you to reuse some of the materials in your recycling bin..

You could make a dinosaur? Or a space craft? Or a perhaps another portrait....



Anything really!!!!

P.E & Computing

We hope that you are all completing PE with Joe every morning! It's a great way to stay active and get moving when we are all having to stay inside so much at the moment!



As well as completing your usual exercises we'd like you to keep practising a skill you believe you can improve over the next 4 weeks. It might be keepy uppy's, press ups, skipping, hula hooping, bike riding. We'll be delighted to see you doing anything physical.

We'd like you to film yourself performing your skill, watch it back critically (that means think what could you do better) and set yourself a target for next week.

Eg *Next week I will keep my feet above my head when doing a headstand for 5 seconds longer than this week!*

Or

I will be able to do twice as many keepy uppy's by this time next Thursday.

Useful Websites

Here is a list of useful websites which may be helpful when completing learning at home.

General:

Aspire Active

<https://www.aspire-sports.co.uk/aspire-active-hub>

A variety of activities for all subjects, with support / advice for home learning.

Premier League Primary Stars

<https://plprimarystars.com/news/home-learning-activities-school-closures>

Resources cover Maths, English, Physical Activity and Health and Wellbeing, with fun activities to keep children active and learning at home.

Hungry Little Minds

<https://hungrylittleminds.campaign.gov.uk/>

A newly created government resource to help parents with younger children.

ScoutsUK

<https://www.scouts.org.uk/the-great-indoors/>

UK Scouting have put together a selection of great looking activities for crafts, science and more, under the banner 'The Great Indoors'.

ParentInfo

<https://parentinfo.org/>

Useful website with all sorts of advice, including lots of ideas for families stuck inside.

Homelearning UK

<https://homelearninguk.weebly.com/parents.html>

A new website where parents can find lots of resources.

Purple Mash

<https://2simple.com/blog/using-purple-mash-when-school-closed/>

A normally paid for website that has been made free while schools are closed.

Free Homeschool

<https://www.freehomeschooldeals.com/free-printable-30-day-lego-challenge-instant-download/>

Lots of free ideas for home activities, such as this 30 day Lego challenge.

English:

Michael Rosen website

<https://www.michaelrosen.co.uk/videos/>

Helpful and fun videos with top tips on writing and exciting poetry readings.

Audible

<https://stories.audible.com/start-listen>

While school is on pause, kids can listen to stories for free free.

World Book Online

<https://worldbook.kitaboo.com/>

World Book Online have made their collection of over 3,000 ebooks and audiobooks free to read and listen online.

Literacy Trust

<https://literacytrust.org.uk/parents-and-families/>

The parent-facing site Words for Life provides milestones, tips, fun resources and advice to help parents support their children's literacy development.

My Storybook

<https://www.mystorybook.com/>

A website where children can make their own storybooks and some other activities which can be done at home.

I Can Read

<https://www.icanread.com/>

Harper Collins' website offers books for children of all ages and activities to accompany them.

Write Now

https://mcusercontent.com/462fd7b9bcff8afe827177c78/files/d19d7c2e-b926-48c9-8bfe-28e59e50d4ee/Write_Here_Write_Now_Handout.pdf

This is a simple tool offering prompts to help children write.

Write the World

<https://writetheworld.com/>

This website offers lots of ideas to help get young people writing.

Our Story

<https://diversebooks.org/our-programs/ourstory/>

A free app that helps children find stories from a diverse range of authors.

First News

<https://subscribe.firstnews.co.uk/free-downloadable-issue/>

A newspaper design for children, which can be downloaded for free on the website.

CLPE YouTube Channel

https://www.youtube.com/playlist?list=PLFtPjIfGAYjXrik7kNvW4Jc5rnad2nx7r&utm_campaign=11413002_PO+resources+to+help+parents&utm_medium=email&utm_source=CLPE

Lots of videos of books and poems being read.

Handwriting Heroes

<https://appytherapy.com/handwriting-heroes/>

Website to help children practise their handwriting skills.

Maths:

I See Maths

<http://www.iseemaths.com/home-lessons/>

Information, resources and links to help with daily home maths lessons

IXL

<https://uk.ixl.com/>

Personalised learning to help children practise their maths skills.

French:

Numbers to 20 song

<https://www.youtube.com/watch?v=UsEz58BblMY>

A french numbers song that some of you might be familiar with! Try teaching it to your family!

Duolingo

<https://www.duolingo.com/>

A language learning tool your child could use to practise their French. Or even start learning a new language!

When using YouTube you are able to use the French subtitles to assist with the gist by pressing the 'subtitles/closed captions' icon. You are also able to adjust the speed by going into the settings icon

Cartoons:

Peppa Pig in French with French subtitles: <https://www.youtube.com/watch?v=FyMhDj-xBq8>

Caillou is a Canadian cartoon following the adventures of an energetic four year old who loves to have fun! There are over 400 episodes available on the [Caillou YouTube channel](#)

Tom & Jerry in French with French subtitles

Stories:

Dual language: Stories for Children **BookBox.com** – e.gs

The greatest treasure: <https://www.youtube.com/watch?v=R1erSYyDzOA>

Too many bananas: <https://www.youtube.com/watch?v=SaSP3BXGGuY>

GD: https://drive.google.com/file/d/0B8oQ_DcY_3TSRnRDendIQI84azg/view?usp=sharing

Songs:

A wonderful way to engage with French. So many to choose from on YouTube, just type a topic and the word French and away you go! Here are some favourites:

Basho & Friends

Alan le Lait

Rafael Rafael

Comptines et Chansons

Pierre Lozere

Vocabulary:

BBc Bitesize KS1: <https://www.bbc.co.uk/bitesize/subjects/zr8jmp3>

Rock N learn: Learn French words for food, animals, and outdoor activities. Colourful animation, real images, and adorable characters create an engaging experience that is clear and easy to follow.

Monde de Titounis

Busy Beavers – (tasters): https://www.youtube.com/watch?v=oYR_7gaLCtA

Games

<https://www.french-games.net/frenchtopics?level=primary>

GD: <https://drive.google.com/file/d/0B3vZVaTewGalS2tteVZMV0xOSkE/view?usp=sharing>

Listening activities

<http://www.bbc.co.uk/languages/french/talk/>

Paper-based activities

Many topics, free downloads:

<https://www.thoughtco.com/free-french-worksheets-1357047>

<https://www.pinterest.co.uk/pin/516788125963879731/>

http://www.primaryresources.co.uk/mfl/mfl_french.htm

Art:

Artful Parent

<https://artfulparent.com/kids-arts-crafts-activities-500-fun-artful-things-kids/>

500 Arts and Crafts activities to keep you crafting at home!

Art for Kids Hub

<https://www.youtube.com/watch?v=kPSSREfRH9o>

Youtube channel that demonstrates step by step drawings, paintings and origami art!

Mo Williems: Lunchtime Doodles

https://www.youtube.com/playlist?list=PL14hRqd0PELGbKihHuTqx_pbvCLqGbOkF

Mo Willems—a bestselling author and illustrator—has announced that he will be teaching drawing every weekday on YouTube to kids who are now at home.

Draw Alongside an Author / Illustrator

https://www.youtube.com/playlist?list=PLFtPjIfGAYjZSDhrcKrXdBWY7LgpQ2Kar&utm_campaign=11413002_P OP+resources+to+help+parents&utm_medium=email&utm_source=CLPE

This YouTube channel allows children to learn how to draw some of their favourite story characters alongside the authors / illustrators.

Science:

FFL Classroom

<https://www.foodafactoflife.org.uk/whole-school/remote-learning/>

A set of regularly updated resources and activities about cooking and keeping active.

Countryside Classroom

<https://www.countrysideclassroom.org.uk/resources>

Games and activities about growing food and how to use your garden!

Garden Organic

<https://gardenorganic.org.uk/schools>

Wildlife activity packs based on organic growing.

VEG POWER

<https://vegpowers.org.uk/downloads/>

Posters, charts and activities based around our EAT THEM TO DEFEAT THEM campaign!

Mystery Science

<https://mysteryscience.com/>

A site full of lessons complete with videos, activities and tips for educators (and homeschooling parents) on how to teach them.

BP Educational Resources

<https://bpes.bp.com/resources/list>

A variety of science experiments / educational videos.

The Pod

http://www.jointhepod.org/students?dm_i=5HV9,6G8W,20K5HO,O8J6,1

Useful information, activities, movies and games to help you learn all about energy, biodiversity, climate science and much more.

Chester Zoo

<https://www.chesterzoo.org/schools/resources/>

An online bank of activities focussed on animals and nature.

P.E.:

Change4Life

<https://www.nhs.uk/change4life>

Facts, recipes and activities all about keeping healthy and active.

Marathon Kids

<https://marathonkids.org/>

Resources to help kids stay active at home.

Kids Run Free

<https://www.kidsrunfree.co.uk/>

This website is uploading daily videos of games and activities you can play with the family at home.

Topic:

FSC

https://www.field-studies-council.org/2020/03/31/fsc-fieldworklive/?utm_source=Educationco&utm_medium=Email&utm_campaign=Fieldworklive&ref=email&dm_i=65YE,VTJ,K4LAN,315C,1

Free Geography and History fieldwork live lessons. Be sure to watch the Habitat Exploration lesson on Thursday 30th April!

Horrible Histories

<https://www.bbc.co.uk/cbbc/shows/horrible-histories>

Games, quizzes, songs and videos about history

World Geography Games

<https://world-geography-games.com/world.html>

Challenging and entertaining quiz games to improve your geographical knowledge. Learn the 5 oceans, 7 continents and the layers of the earth and atmosphere.

National Geographic Kids

<https://www.natgeokids.com/uk/>

Packed with science and nature facts for all kids as well as a whole pack of resources on how to teach them - including discussion topics, activities and downloadable packs.

Computing:

Barefoot Computing

https://www.barefootcomputing.org/homelearning?mc_cid=b8b438bf50&mc_eid=0e0aea3782

Variety of unplugged, family friendly activities to explore computational thinking.

BeeBots

Makes use of Bee-Bot's key functionality and enables children to improve their skills in directional language, programming sequences of forwards, backwards, left and right 90 degree turns.

Scratch Junior

Available as a free app on Android and Apple devices. Aimed at ages 5-7. Can be used to program in different ways including building games and animating stories. Helpful tutorials available to support children and parents/carers.

Recommended art and music websites and apps

Brushes Redux

Easy-to-use drawing and painting app made famous by David Hockney. Available as a free download on Apple devices.

GarageBand

Music-making app for Apple devices. Children can make tracks using the instruments mode or loops mode.

Recommended e-safety websites

Thinkuknow

Website (<https://www.thinkuknow.co.uk/>) created by CEOP to support children in their understanding of e-safety. There are engaging activities for KS1 and KS2.

Phonics:

Oxford Owl's 'Phonics made easy' page has information, tips and videos about how to help your child develop their phonic knowledge: <https://home.oxfordowl.co.uk/reading/learn-to-read-phonics/>

This **Letters and Sounds** document also goes into great depth regarding the phonics phases:

https://assets.publishing.service.gov.uk/government/uploads/system/uploads/attachment_data/file/190599/Letters_and_Sounds_-_DFES-00281-2007.pdf

PhonicsPlay is now offering free access for children learning at home: <https://www.phonicsplay.co.uk/>. Please use the games on this website to help your child develop their phonic knowledge.

Username: **march20**

Password: **home**

Twinkl is offering free access to all Twinkl resources with a One Month Ultimate Membership. Go to www.twinkl.co.uk/offer and enter the code **UKTWINKLHELPS**. Please use the many resources available there support your child's practice of phonics at home: <https://www.twinkl.com/resources/literacy/literacy-phonics>