

# Home learning activities for Nursery

## W/c 05.06.20



### 1. Fun science activities to try at home

#### Cornflour Slime

Mix cornflour and water until you have a slime consistency. Try punching the slime – it instantly turns solid. Roll some slime into a ball in your hand and then stop – it turns back into a liquid.

#### Chasing Germs Away

Place some milk in a shallow dish. Add some glitter or pepper. Dip a cotton bud into some soap (or children can dip their finger into the soap).

Place the cotton bud or finger with the soap on into the middle of the bowl. The glitter/pepper will disperse and move to the edge of the bowl. Children can learn about the cleaning power of soap as they chase germs away. This experiment demonstrates how soap picks up dirt from our skin and scares away germs when we wash our hands.

#### Salt Script

You will need some dark-coloured paper or material for this activity. Dissolve a few teaspoons of table salt into a cup of water and use this as paint to make patterns on your paper.


Leave

to dry in the sun and you will see beautiful salt trails where the water has been. The more salt you dissolve, the more effective this will be.

## Fine Motor Skills/Handwriting activities



**FINGERPRINT NUMBERS**  
AN EASY EARLY MATH ACTIVITY



## Phonics

### **Just to remind you of extremely useful websites to support phonics**

[www.phonicsplay.co.uk](http://www.phonicsplay.co.uk) - This website is now free for children to access at home!  
Login: march20  
Password : home

<https://www.youtube.com/watch?v=1Qpn2839Kro> Jolly Phonics song

<https://small-talk.org.uk/3-5-years/> Play activities to support your child to develop their speaking and listening skills

<https://www.youtube.com/user/breakthruchris> Mr Thorne has some interactive clips on to support the children with phonics.

[www.teachyourmonstertoread.com](http://www.teachyourmonstertoread.com) - This site has some great activities to support reading and phonics.

<https://sooperbooks.com/story> Lovely online stories

# Rhyming Words

Draw a line to join the rhyming words together. You could also cut out the pictures, turn them face down and play a game to find rhyming pairs.



car



cat



frog



mouse



fox



house



box



bat



star



dog



Find something beginning with...

s

Find something beginning with...

a

Find something beginning with...

t

Find something beginning with...

p

Find something beginning with...

i

Find something beginning with...

n


## Maths


Cut the selection of big and small shapes and feed the hungry monsters




Shape puzzles- print and cut them

Can you join shapes together again? You can use glue to stick them on the paper

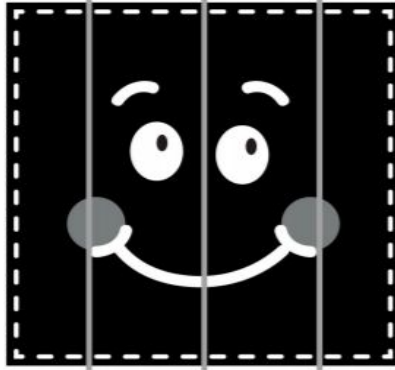





c i r c l e




o c t a g o n



s q u a r e



t r i a n g l e




h e a r t




r e c t a n g l e

© Playdough to Plato 2015.



s t a r



r h o m b u s

© Playdough to Plato 2015.



